

Morbid Meadows Productions

<http://groups.msn.com/morbidmeadowsproductions>

Spider webs

What you need:

- Clothesline
- staple gun
- hot glue gun
- lite-weight clamp (clothes pin)

Find an area in front of your house suitable for holding staples (wood). stretch a piece of clothesline horizontally across the area you have chosen and secure with staples. do the same vertically. at this point your web project will just look like a cross (see figure 1). now stretch and secure clothesline in a diagonal fashion all the way around until the design looks uniform (see figure 2). start weaving the web from the center to outside, weaving in and out of the existing clothesline. you will have to secure the starting point with glue. secure line as you weave at various points you feel necessary to hold the web-like design (see figure 3). keep the spacing of the line uniform for best results. the further you weave from the center you'll find it necessary to glue each intersecting point.




figure 1

red = clothesline

figure 1

Obtained from
Omarshauntedtrail.com

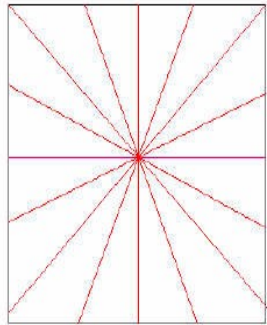


figure 1

red = clothesline

figure 2

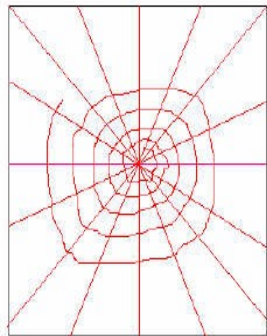


figure 3

red = clothesline

figure 3

when complete it should look something like this:

Obtained from
Omarshauntedtrail.com



The photo on the right was taken Halloween night 2002 with a night-vision digital camcorder, I can't explain the ghostly figure in the octagon shaped window behind the web?

Obtained from
Omarshauntedtrail.com