




http://www.hauntworld.com/JPfeiffers_HowTos/room_effects.html

Crazy Room Effects

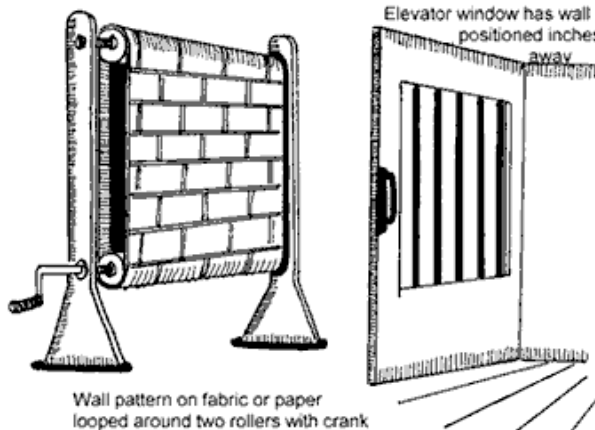


In this trick the tilted floor requires a sub floor and ceiling that are both positioned parallel to each other. This is best suited for areas with limited square footage of floor space, like a hallway. Keep the angle no more than 20 degrees, and be sure to paper and decorate the walls in a 90° angle to the floor to create the illusion. With the furniture on the wall or ceiling, the illusion is to make the patrons walk through the room passing around ceiling fans, lights, pictures, doors, etc. The more detail props you can add like

nick-knacks on table tops, clocks, paintings, etc., the better the effect. There are illusion designs to make people of the same size look very different. This is done by creating unusual floor and wall angles, use a browser key word search on "illusion".

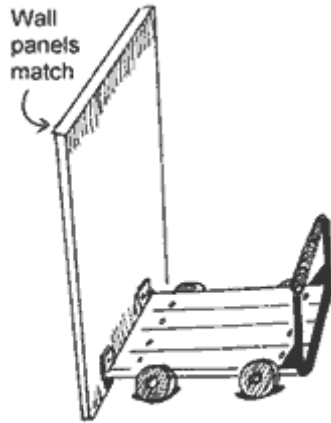
You may want to add another dimension by making a chair rock by itself. Secure the chair to the ceiling with a hinge assembly similar to the one described for the pendulum attached at the center of each of the chair's rocker blades. Use a small motor and some light test fishing line to make a chair rock by itself.

Get a clock, remove the works, and with an electric motor run the shaft into the face of the clock, attach the hands, and operate the motor to rotate the hands counterclockwise at a much faster speed than clocks normally run. Get the motor from a small electronics shop like Radio Shack ®.



Another effect is to create a falling room or elevator by positioning brick or wall surfaces on a roller device by the windows of the room or elevator, using small motors, or a crank to spin the rolls at high speed. If making an elevator, position it on rollers or large springs in the corners to create movement effects.

Also make fake walls on wheels to roll in as if the walls will crush guests, flicker lighting or strobe lights for additional effect.



Roll wall panels on carts in toward guest, using multiple panel carts

Obtained from
Omarshauntedtrail.com