

Halloween Props

<http://www.angelfire.com/goth/clintshalloweenprops/Fence.html>

Cemetery Fence

How-To build a fence with wood pallets.



How to build a very cheap fence using wood pallets

Obtained from
Omarshauntedtrail.com

Note:

When using old boards like this, always check for nails and screws before cutting anywhere. Also, look out for spiders because they are always on things like this.

Parts

Wood Pallets (as many as you need)

Rebar (2'6" x as many pallets as you have)

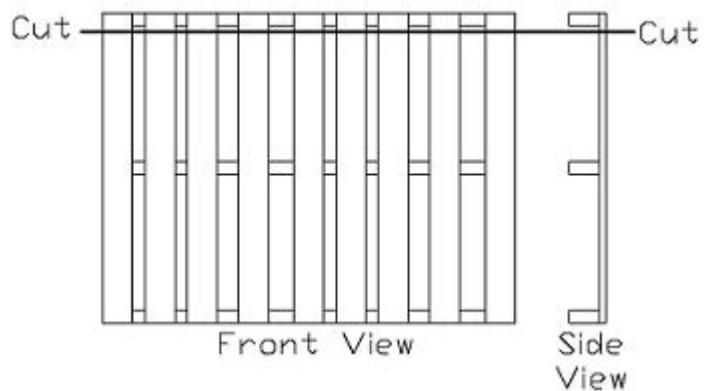
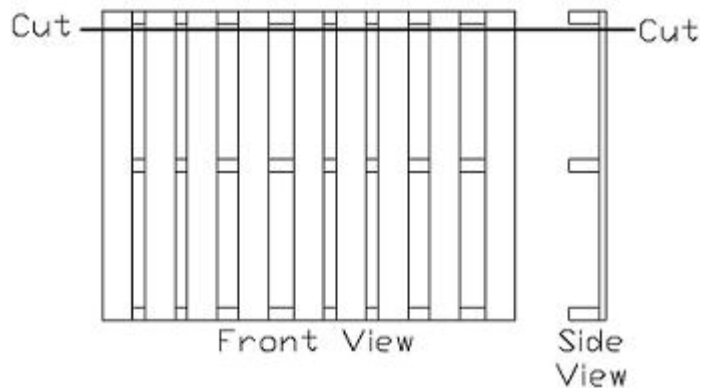
Circular Saw (or reciprocating saw)

Bolt Cutters (or cut off saw or reciprocating saw)

Drill with 3/8" bit

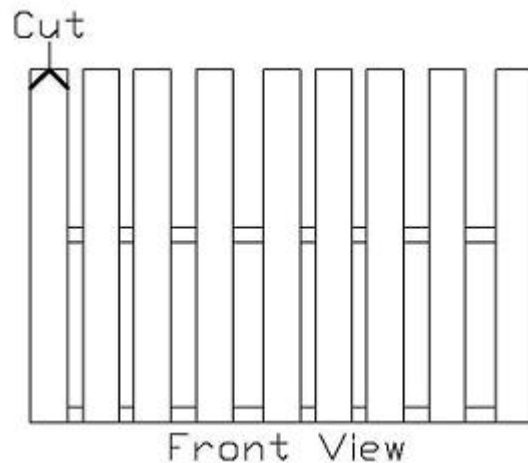
Step 1 - Cutting

Lay the pallet on its back and cut the top 2x4 off. It doesn't matter which is the top or bottom, just as long as the 2x4's go horizontal. Cutting this board off prevents you from hitting nails or screws in the next step.



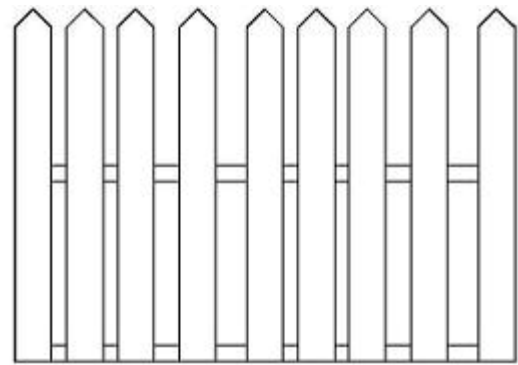
Step 2 - Cutting the Angles

With the top 2x4 off, cut each 1x4 at about 45 degrees. I would recommend not making it exactly 45 degrees and just go at it with the saw because I think it looks a lot better than it being perfect. Remember, this is halloween and things aren't supposed to be perfect.



Lookin' good so far

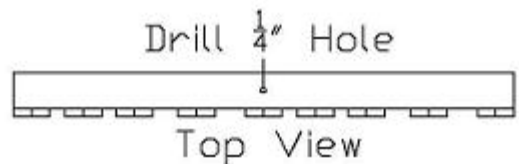
After cutting the top of the boards, this is what it should look like. I like using the old pallets because it makes it look old and a lot better than brand new boards.



Front View

Step 3 - Drilling

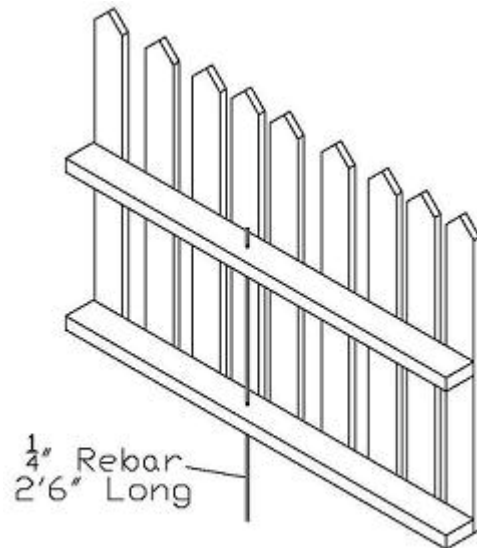
Pick the pallet up and drill a hole at about $\frac{3}{8}$ " in diameter in the middle crossmember board and bottom board. I know the picture says $\frac{1}{4}$ " but when you have a $\frac{1}{4}$ " rebar and a $\frac{1}{4}$ " hole, it is pretty tight. Making the hole bigger allows the rebar to move a little bit when you are nailing it into the ground.



Top View

Step 4 - Cutting the rebar

I cut my rebar at about 2'6" so it can stick farther into the ground. I used a bolt cutter for this because it is really easy. A cut off saw or reciprocating saw will work.



Special Information

These pallets work great as a fence. You can find pallets like this on craigslist.org under the free section. Just make sure you are looking in your local area. I see them on there all the time. Even if a couple of them has broken boards, it just adds to the look. Just make sure you take out anything poking out like nails or anything that could hurt a trick-or-treater. Good luck.